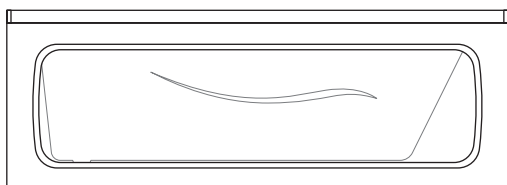
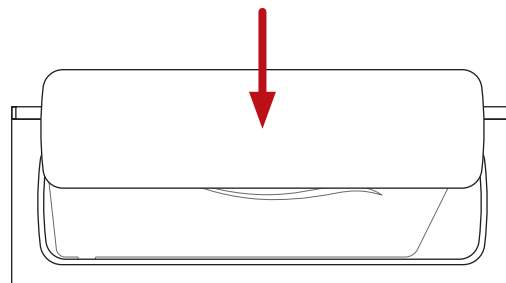


01



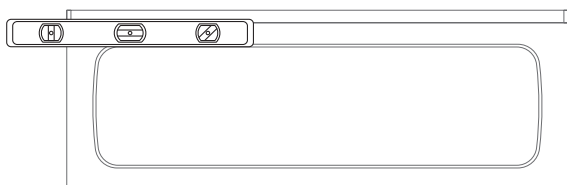
02

PLACE PANEL ON THE OPENING




03

MAKE SURE THE PANEL IS LEVELED AND EVEN ON EACH SIDE OF THE PANEL



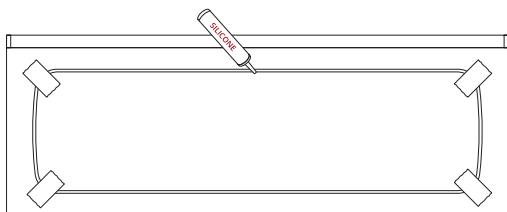
04

PUT A PIECE OF MASKING TAPE ON EACH CORNER OF THE PANEL



05

ADD SILICONE ON THE EDGE OF THE PANEL BETWEEN THE OPENING AND THE PANEL



24HR

LET THE SILICONE DRY FOR 24HRS.

06

AFTER 24HRS. REMOVE THE MASKING TAPE WHEN THE SILICONE IS DRY

