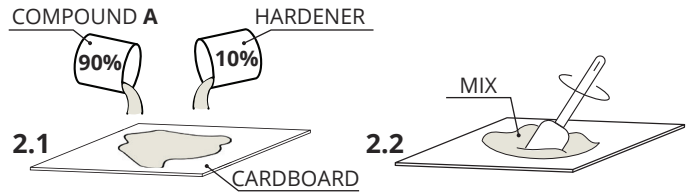


# VARK1- ACRYLIC REPAIR KIT MANUAL


**01** Clean the working area



**02** On a cardboard mix the compound **A** (90%) with the hardener (10%) for **30 seconds max**

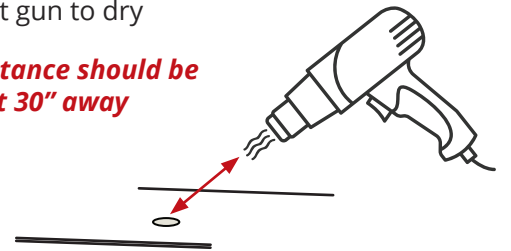


**03** Fill the damaged area with the mix.




**04** Apply heat gun to dry


*The distance should be at least 30" away*



**05** Wait 5 minutes after applying the heating gun



**06** Sand with the sand paper the fixed area

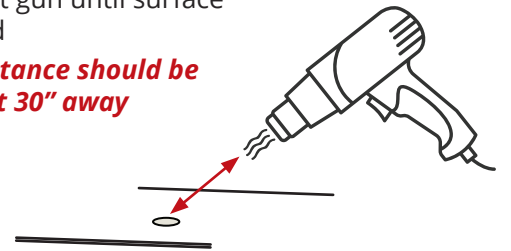


**07** Clean the working area. Remove any water and debris from the surface

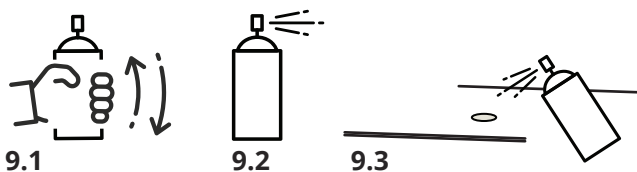


**08** Apply heat gun until surface is warmed

*The distance should be at least 30" away*



**09** Shake the paint can. Pre-spray. Paint the surface



**10** Apply heat gun until surface is dry.

*The distance should be at least 30" away*

