



COLOUR OPTIONS ARE MADE TO ORDER - NO REFUND - NO RETURN -

BLACK FINISH

MODEL No: BSDTCD60602

BISCUIT FINISH

MODEL No: BSDTCD60603

Valley's Barrier Free single threshold shower bases are engineered with a 2.5" ramp to allow wheelchair entry. Made with an integral anti-slip, textured bottom. Valley's acrylic shower bases are made out of high gloss, crack-resistant acrylic. Complies with CSA & IAPMO standards

DESCRIPTION:

- Center Drain
- Double threshold
- High gloss / Crack-resistant acrylic
- **Textured bottom**
- Made in Canada
- Complies with CSA & IAPMO standards



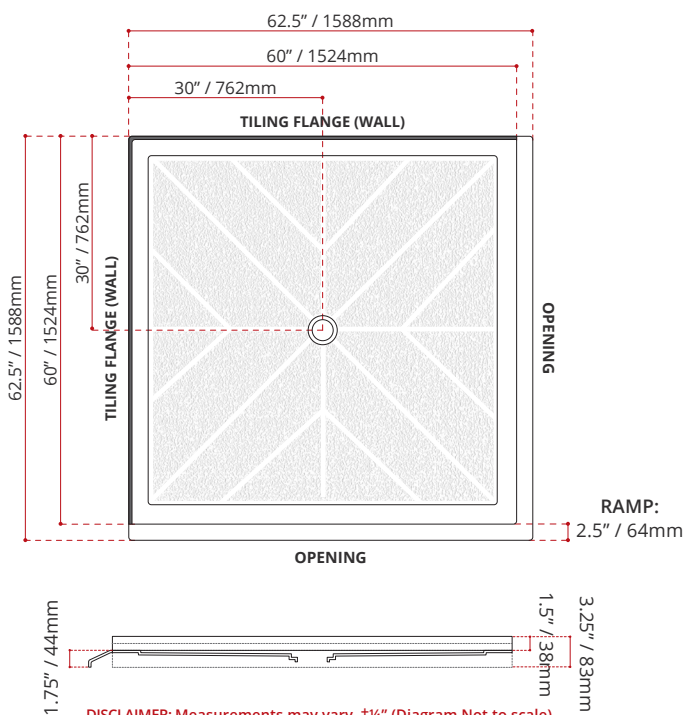
CUSTOMIZE YOUR SHOWER BASE

ALL UPCHARGE OPTIONS ARE MADE TO ORDER - NO REFUND - NO RETURN -

AVAILABLE CUSTOMIZATION OPTIONS	MODEL No.
DOUBLE TILING FLANGE	C5

SHIPPING INFORMATION:

- Length: 62" / 1575mm
- Width: 62" / 1575mm
- Height: 9" / 229mm
- Net Weight: 38 kg / 83.7 lbs.
- Gross Weight: 40 kg / 88 lbs.



DISCLAIMER: Measurements may vary $\pm \frac{1}{4}$ " (Diagram Not to scale)