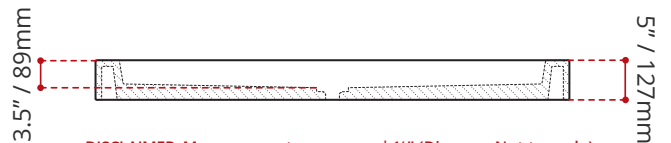
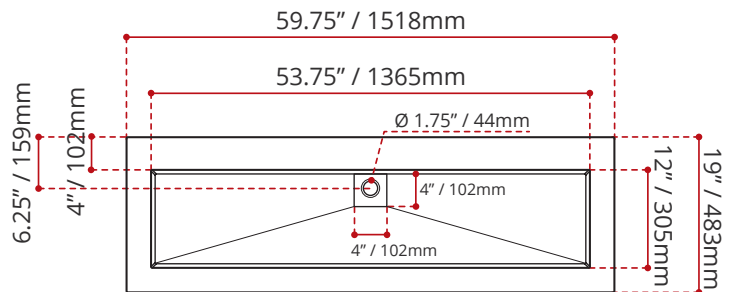




Product images are for illustration purposes only. Actual product(s) may vary.

### DESCRIPTION:

- Above counter Shila Stone basin
- Default finish White (Matte or Gloss)
- White square drain cover included
- No overflow
- Drain assembly sold separately
- Wall-mount option available
- Stain, scratch and crack resistance
- Fabricated in Canada
- Complies with CSA & IAPMO standards



DISCLAIMER: Measurements may vary ± ¼" (Diagram Not to scale)

### DEFAULT FINISHES

**MW**  
MATTE WHITE  
(6019MW)

**GW**  
GLOSS WHITE  
(6019GW)

### CUSTOM FINISHES

(GLOSS FINISH ONLY)

Colour Me SERIES

MARBLE  
SERIES


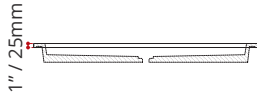
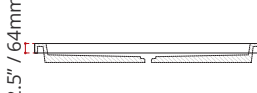
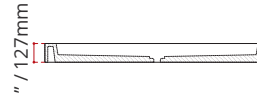

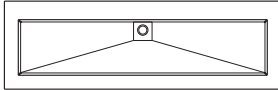
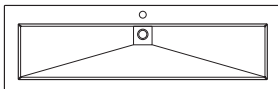
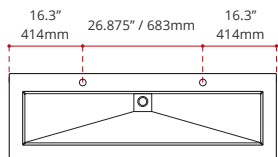
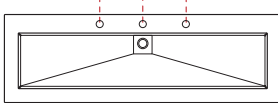
Flake Series

### SHIPPING INFORMATION:

- Length: 62" / 1575mm
- Net Weight: 40 kg / 88 lbs.
- Width: 21" / 533mm
- Gross Weight: 43 kg / 94 lbs.
- Height: 7" / 178mm

## BASIN VARIATIONS

ALL UPCHARGE OPTIONS ARE MADE TO ORDER - NO REFUND - NO RETURN -

6019W		LIP SIZE OPTIONS			WALL MOUNT
		1" LIP Drop-In Cutting Required	2.5" LIP Drop-In Cutting Required	5" LIP Vessel Drain portion Cutting Required	WM
		 1" / 25mm	 2.5" / 64mm	 5" / 127mm	 5" / 127mm
		<b>FAUCET HOLE DRILLING OPTIONS</b>			
<b>NH</b> NO HOLE    <b>1H</b> 1 HOLE    <b>2H</b> 2 HOLES   <b>8C</b> 8" CENTER 	MATTE WHITE FINISH	6019MW1-NH	6019MW25-NH	6019MW5-NH	6019MW5WM-NH
	GLOSS WHITE FINISH	6019GW1-NH	6019GW25-NH	6019GW5-NH	6019GW5WM-NH
	MATTE WHITE FINISH	6019MW1-1H	6019MW25-1H	6019MW5-1H	6019MW5WM-1H
	GLOSS WHITE FINISH	6019GW1-1H	6019GW25-1H	6019GW5-1H	6019GW5WM-1H
	MATTE WHITE FINISH	6019MW1-2H	6019MW25-2H	6019MW5-2H	6019MW5WM-2H
	GLOSS WHITE FINISH	6019GW1-2H	6019GW25-2H	6019GW5-2H	6019GW5WM-2H
	MATTE WHITE FINISH	6019MW1-8C	6019MW25-8C	6019MW5-8C	6019MW5WM-8C
	GLOSS WHITE FINISH	6019GW1-8C	6019GW25-8C	6019GW5-8C	6019GW5WM-8C