

JDZTOD6036 BLACK

SHILA STONE ZERO THRESHOLD OFF-SET DRAIN SHOWER BASE

STAINLESS STEEL DRAIN COVER NOT INCLUDED. SOLD SEPARATELY



Product images are for illustration purposes only. Actual product(s) may vary.

MATTE BLACK FINISH	GLOSS BLACK FINISH
JDZTOD6036MB	JDZTOD6036GB

DESCRIPTION:

- Zero threshold shower base (No tiling flange)
- Made from Shila Stone cast resin
- Stain, scratch and crack resistance
- Hygienic material
- Textured bottom for anti-slip purposes
- Off-set drain location
- 12ft. tiling flange included (it can be installed as a single, double, triple and zero threshold base.)
- Made in Canada
- Complies with CSA & IAPMO standards



ENVIRO SEAL



DRAIN COVER
Exclusive stainless steel drain cover
SOLD SEPARATELY



TEXTURE BOTTOM
Natural hand-made texture that turn your JADE shower base in a unique product



SITE SIZEABLE
Cut/resize your JADE shower base to specific size

ADA COMPLIANT



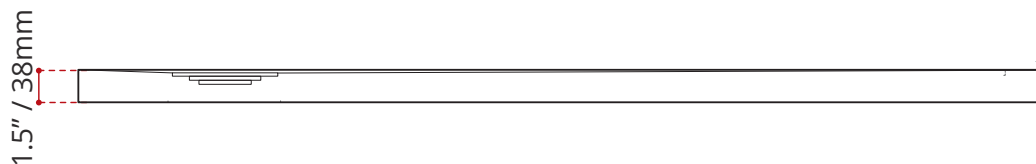
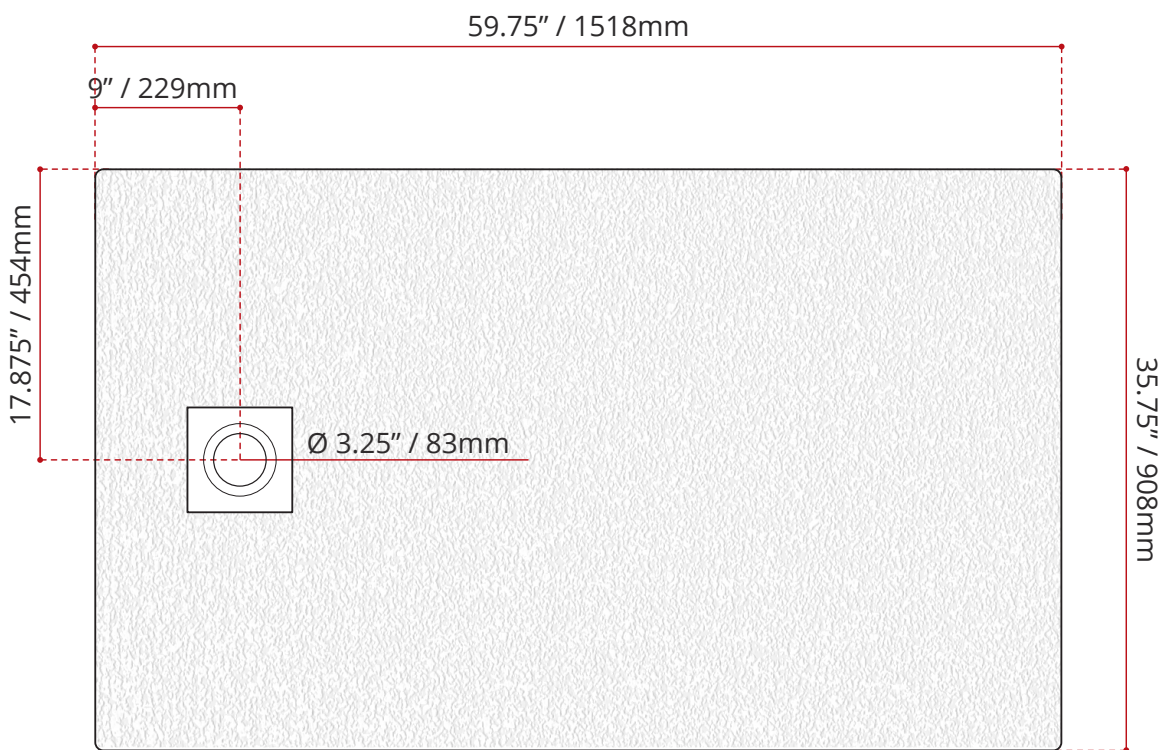
ADA compliant when product is installed flush to the floor for easy roll-in access for wheelchair.

SHIPPING INFORMATION:

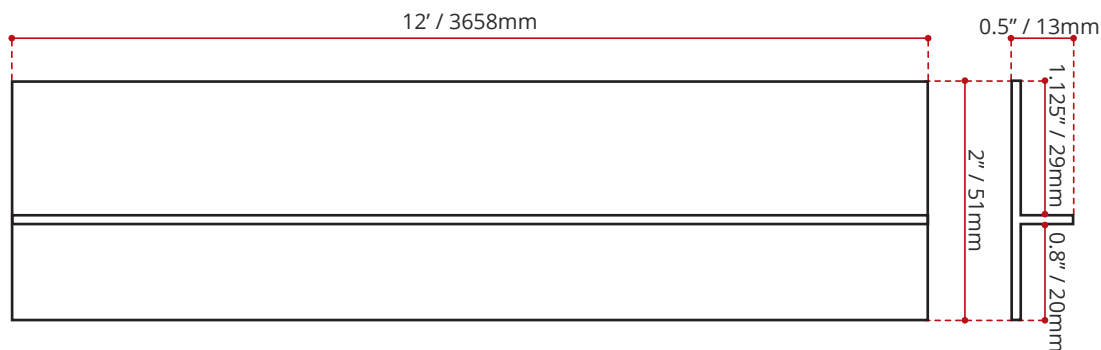
- Length: 62" / 1575mm
- Width: 38" / 965mm
- Height: 5" / 127mm
- Net Weight: 71 kg / 157 lbs
- Gross Weight: 76 kg / 168 lbs

JDZTOD6036 BLACK

SHILA STONE ZERO THRESHOLD OFF-SET DRAIN SHOWER BASE



TILING FLANGE SPEC



DISCLAIMER:

Measurements may vary $\pm \frac{1}{4}"$
(Diagram Not to scale)

JADE SHOWER BASE CUTTING OPTIONS

If exposed edges of the shower (those that are not sitting up against a wall) are being cut, please note that the edge will not be finished. The customer can purchase a touch-up kit to finish on site, or Valley can factory-finish at an additional cost. (Please speak to a Valley representative for further information.)

