





Product images are for illustration purposes only. Actual product(s) may vary.

WHITE FINISH	
MODEL No.	
<b>5191</b>	
LEFT HAND DRAIN LOCATION	
<b>5211</b>	
RIGHT HAND DRAIN LOCATION	

BISCUIT FINISH	
MODEL No.	
<b>5193</b>	LEFT HAND DRAIN LOCATION
<b>5213</b>	RIGHT HAND DRAIN LOCATION
<i>COLOUR OPTIONS ARE MADE TO ORDER - NO REFUND - NO RETURN -</i>	

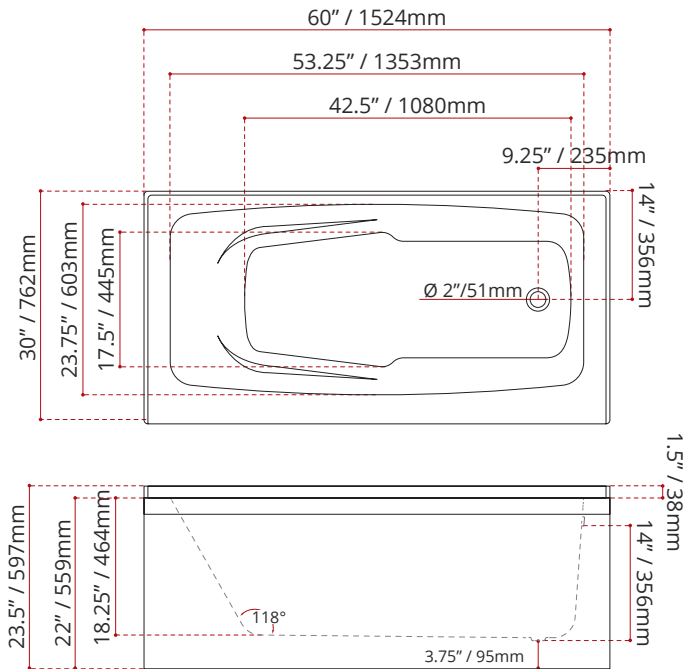
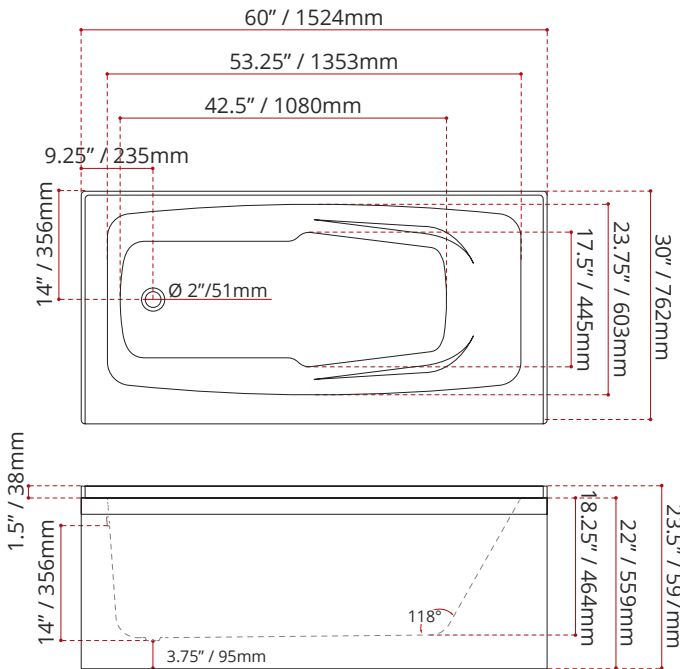
DIMENSIONS	WATER DEPTH	CAPACITY
<ul style="list-style-type: none"> <li>Length: 60" / 1524mm</li> <li>Width: 30" / 762mm</li> <li>Skirt Height: 22" / 559mm</li> </ul>	14" / 356mm Drain to overflow	45 gal. 170 litres of water

PRODUCT INFORMATION:	
<ul style="list-style-type: none"> <li>Modern style</li> <li>Plain skirt</li> <li>End drain</li> <li>Made in Canada</li> </ul>	<ul style="list-style-type: none"> <li>Comes with integral armrests</li> <li>High gloss / Crack-resistant acrylic</li> <li>Complies with CSA &amp; IAPMO standards</li> </ul>

SHIPPING INFORMATION:	
<ul style="list-style-type: none"> <li>Length: 62" / 1575mm</li> <li>Width: 34" / 864mm</li> <li>Height: 26" / 660mm</li> </ul>	<ul style="list-style-type: none"> <li>Net Weight: 30 kg / 66 lbs</li> <li>Gross Weight: 35 kg / 77 lbs</li> </ul>

MODEL NUMBER : **5191**  
(LEFT HAND DRAIN LOCATION)

MODEL NUMBER : **5211**  
(RIGHT HAND DRAIN LOCATION)



DISCLAIMER: Measurements may vary ± 1/4" (Diagram Not to scale)

**CUSTOMIZE YOUR TUB**

*ALL UPCHARGE OPTIONS ARE MADE TO ORDER - NO REFUND - NO RETURN -*

AVAILABLE CUSTOMIZATION OPTIONS	MODEL No.
3/4" SET BACK WOOD APRON	<b>C1</b>
WOOD APRON REMOVABLE ACCESS PANEL	<b>C2</b>
SKIRT CUT-OFF	<b>C3</b>
TEXTURED BOTTOM	<b>C4</b>
DOUBLE TILING FLANGE	<b>C5</b>
¾" SET BACK WOOD APRON + TEXTURED BOTTOM	<b>C14</b>
¾" SET BACK WOOD APRON + DOUBLE TILING FLANGE	<b>C15</b>
REMOVABLE ACCESS PANEL + TEXTURED BOTTOM	<b>C24</b>
REMOVABLE ACCESS PANEL + DOUBLE TILING FLANGE	<b>C25</b>
SKIRT CUT-OFF + TEXTURED BOTTOM	<b>C34</b>
SKIRT CUT-OFF + DOUBLE TILING FLANGE	<b>C35</b>
TEXTURED BOTTOM + DOUBLE TILING FLANGE	<b>C45</b>
¾" SET BACK WOOD APRON + TXRED BTM + DBL TILING FLANGE	<b>C145</b>
REMOVABLE ACCESS PANEL + TXRED BTM + DBL TILING FLANGE	<b>C245</b>
SKIRT CUT-OFF + TEXTURED BOTTOM + DBL TILING FLANGE	<b>C345</b>

**JETTING OPTIONS**

*ALL EXPERIENCES ARE MADE TO ORDER - NO REFUND - NO RETURN -*

MODEL No.	DESCRIPTION
<b>E15</b>	16 LATERAL AIR JETS (CHROME) + 1 ROUND LIGHT (WHITE) + 6 THIN LINE TURBO JETS (CHROME)
<b>E33</b>	16 AIR ILLUSION JETS + 2 ROUND LIGHTS (WHITE) + 6 STANDARD THIN LINE JETS (WHITE)
<b>E56</b>	16 SANTE AIR JETS (WHITE) + 1 ROUND LIGHT (WHITE) + 6 STANDARD THIN LINE JETS (WHITE)
<b>E75</b>	16 ZEN AIR JETS (CHROME) + 2 ROUND LIGHTS (WHITE) + 6 SQUARE STANDARD JETS (CHROME)
<b>M16</b>	4 V-MASSEUSE + 16 AIR ILLUSION JETS + 2 ROUND LIGHTS (WHITE)
<b>M33</b>	4 WHIRLPOOL V-MASSEUSE + 16 LATERAL AIR JETS (CHROME) + 1 ROUND LIGHT (WHITE)
<b>062</b>	6 REGULAR WHIRLPOOL WATER JETS - BRUSHED NICKEL
<b>032</b>	16 SANTE AIR JETS (WHITE FINISH) + 1 ROUND LIGHT (WHITE FINISH)

*FOR MORE EXPERIENCES, JETTING OPTIONS & ACCESSORIES  
PLEASE REFER TO THE JETTING GUIDE*

**HOW TO CREATE THE MODEL NUMBER**

When configuring a bathtub please follow the correct order of the configuration options.

**COLOUR OPTION + CUSTOMIZATIONS + JETTING OPTIONS**

Let's break down an example — Here is Model No.

**5191C45E56**

**5191**C45E56 (PSTARK6030 LEFT HAND DRAIN WHITE FINISH)

5191**C45**E56 (TEXTURED BOTTOM + DOUBLE TILING FLANGE)

5191C45**E56** (JETTING OPTION)

PSTARK6030SK LEFT HAND DRAIN WHITE FINISH + TEXTURED BOTTOM + DOUBLE TILING FLANGE + 16 SANTE AIR JETS (WHITE) + 1 ROUND LIGHT (WHITE) + 6 STANDARD THIN LINE JETS (WHITE)