





| WHITE FINISH | |
|---------------------------|---|
| MODEL No. | |
| 5311 |  |
| LEFT HAND DRAIN LOCATION | |
| 5321 |  |
| RIGHT HAND DRAIN LOCATION | |

| BISCUIT FINISH | |
|---|---------------------------|
| MODEL No. | |
| 5313 | LEFT HAND DRAIN LOCATION |
| 5323 | RIGHT HAND DRAIN LOCATION |
| <i>COLOUR OPTIONS ARE MADE TO ORDER - NO REFUND - NO RETURN -</i> | |

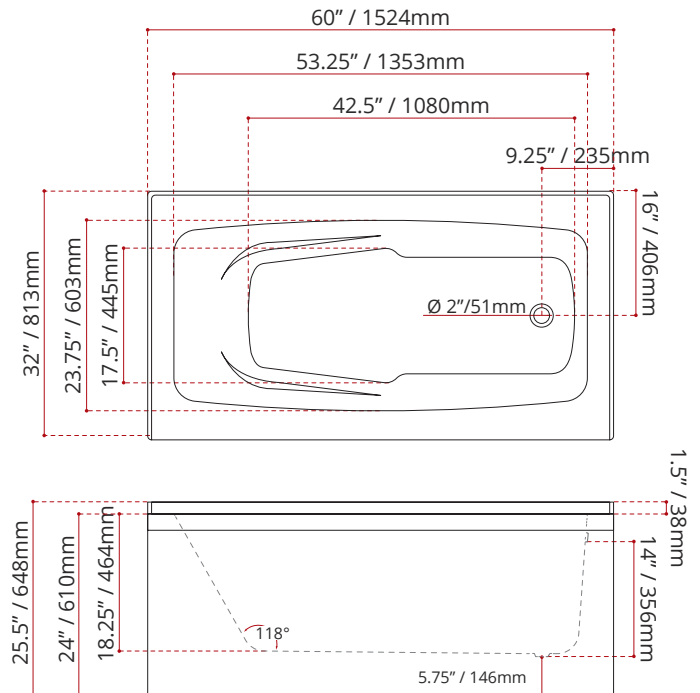
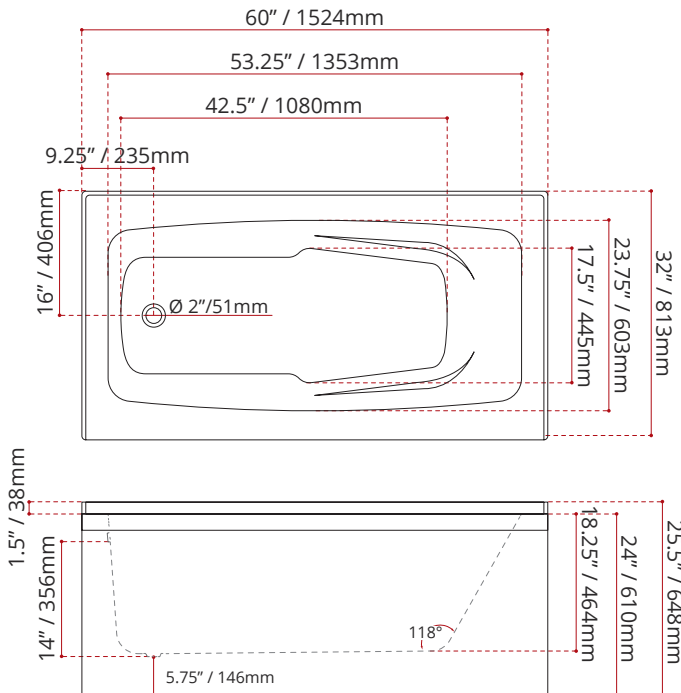
| DIMENSIONS | WATER DEPTH | CAPACITY |
|---|----------------------------------|--------------------------------|
| <ul style="list-style-type: none"> Length: 60" / 1524mm Width: 32" / 813mm Skirt Height: 24" / 610mm | 14" / 356mm Drain to overflow | 45 gal. 170 litres of water |

| PRODUCT INFORMATION: | |
|--|--|
| <ul style="list-style-type: none"> Modern style Plain skirt End drain Made in Canada | <ul style="list-style-type: none"> Above floor rough-in installation Comes with integral armrests High gloss / Crack-resistant acrylic Complies with CSA & IAPMO standards |

| SHIPPING INFORMATION: | |
|---|--|
| <ul style="list-style-type: none"> Length: 62" / 1575mm Width: 34" / 864mm Height: 26" / 660mm | <ul style="list-style-type: none"> Net Weight: 30 kg / 66 lbs Gross Weight: 35 kg / 77 lbs |

MODEL NUMBER : **5311**
(LEFT HAND DRAIN LOCATION)

MODEL NUMBER : **5321**
(RIGHT HAND DRAIN LOCATION)



DISCLAIMER: Measurements may vary ± 1/4" (Diagram Not to scale)

CUSTOMIZE YOUR TUB

ALL UPCHARGE OPTIONS ARE MADE TO ORDER - NO REFUND - NO RETURN -

| AVAILABLE CUSTOMIZATION OPTIONS | MODEL No. |
|--|-------------|
| 3/4" SET BACK WOOD APRON | C1 |
| WOOD APRON REMOVABLE ACCESS PANEL | C2 |
| TEXTURED BOTTOM | C4 |
| DOUBLE TILING FLANGE | C5 |
| 3/4" SET BACK WOOD APRON +TEXTURED BOTTOM | C14 |
| 3/4" SET BACK WOOD APRON + DOUBLE TILING FLANGE | C15 |
| REMOVABLE ACCESS PANEL + TEXTURED BOTTOM | C24 |
| REMOVABLE ACCESS PANEL + DOUBLE TILING FLANGE | C25 |
| TEXTURED BOTTOM + DOUBLE TILING FLANGE | C45 |
| 3/4" SET BACK WOOD APRON + TXRED BTM + DBL TILING FLANGE | C145 |
| REMOVABLE ACCESS PANEL + TXRED BTM + DBL TILING FLANGE | C245 |

JETTING OPTIONS

ALL EXPERIENCES ARE MADE TO ORDER - NO REFUND - NO RETURN -

| MODEL No. | DESCRIPTION |
|------------|--|
| E15 | 16 LATERAL AIR JETS (CHROME) + 1 ROUND LIGHT (WHITE) + 6 THIN LINE TURBO JETS (CHROME) |
| E33 | 16 AIR ILLUSION JETS + 2 ROUND LIGHTS (WHITE) + 6 STANDARD THIN LINE JETS (WHITE) |
| E56 | 16 SANTE AIR JETS (WHITE) + 1 ROUND LIGHT (WHITE) + 6 STANDARD THIN LINE JETS (WHITE) |
| E75 | 16 ZEN AIR JETS (CHROME) + 2 ROUND LIGHTS (WHITE) + 6 SQUARE STANDARD JETS (CHROME) |
| M16 | 4 V-MASSEUSE + 16 AIR ILLUSION JETS + 2 ROUND LIGHTS (WHITE) |
| M33 | 4 WHIRLPOOL V-MASSEUSE + 16 LATERAL AIR JETS (CHROME) + 1 ROUND LIGHT (WHITE) |
| 062 | 6 REGULAR WHIRLPOOL WATER JETS - BRUSHED NICKEL |
| 032 | 16 SANTE AIR JETS (WHITE FINISH) + 1 ROUND LIGHT (WHITE FINISH) |

*FOR MORE EXPERIENCES, JETTING OPTIONS & ACCESSORIES
PLEASE REFER TO THE PCHI6030SK JETTING GUIDE*

HOW TO CREATE THE MODEL NUMBER

When configuring a bathtub please follow the correct order of the configuration options.

COLOUR OPTION + CUSTOMIZATIONS + JETTING OPTIONS

Let's break down an example — Here is Model No.

5311C45E56

5311C45E56 (PSTARKAFR6032 LEFT HAND DRAIN WHITE FINISH)

5311**C45**E56 (TEXTURED BOTTOM + DOUBLE TILING FLANGE)

5311C45**E56** (JETTING OPTION)

PSTARKAFR6032SK LEFT HAND DRAIN WHITE FINISH + TEXTURED BOTTOM + DOUBLE TILING FLANGE + 16 SANTE AIR JETS (WHITE) + 1 ROUND LIGHT (WHITE) + 6 STANDARD THIN LINE JETS (WHITE)