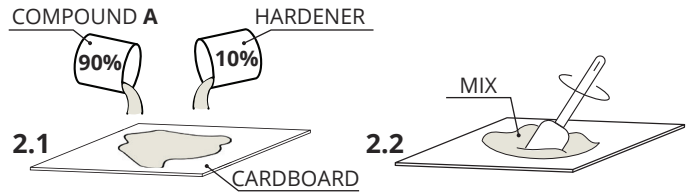


VSSRK1- SHILA STONE REPAIR KIT MANUAL

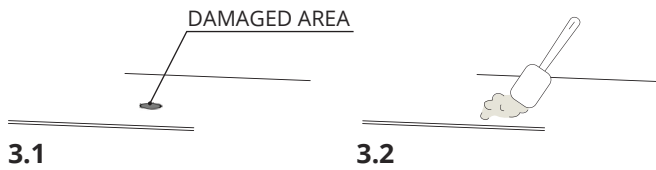
01 Clean the working area



02 On a cardboard mix the compound **A** (90%) with the hardener (10%) for **30 seconds max**

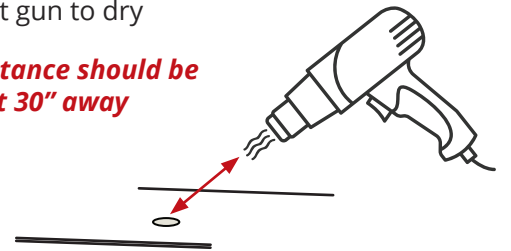


03 Fill the damaged area with the mix.




04 Apply heat gun to dry


The distance should be at least 30" away



05 Wait 5 minutes after applying the heating gun



06 Sand with the sand paper the fixed area

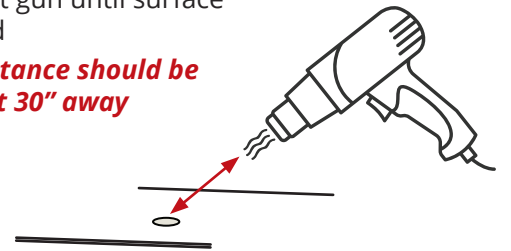


07 Clean the working area. Remove any water and debris from the surface

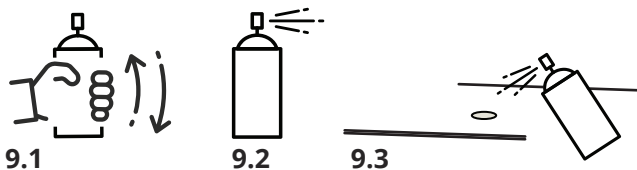


08 Apply heat gun until surface is warmed

The distance should be at least 30" away



09 Shake the paint can. Pre-spray. Paint the surface



10 Apply heat gun until surface is dry.

The distance should be at least 30" away

